



**SRI G.V.G. VISALAKSHI COLLEGE FOR WOMEN**

Autonomous & Affiliated to Bharathiar University

Accredited at A<sup>+</sup> Grade by NAAC [ 5th Cycle ]

Udumalpet – 642128, Tamil Nadu.

## **Curriculum Feedback Analysis Report**

**2023-2024**

# Teacher's Curriculum Feed Back Analysis Report

**2023-2024**

This report provides an analysis of the faculty feedback collected for the academic year 2023-2024. It includes a summary of responses to various questions regarding the curriculum, resources, and teaching processes. Visualizations and insights are included to highlight key trends and findings.

## 1. Teachers have freedom to provide suggestions, update or revise the curriculum in their Board

The responses for 'Teachers have freedom to provide suggestions, update or revise the curriculum in their Board' were analyzed, and the distribution of feedback is as follows:

Response	Count
Agree	102
Sometimes	2

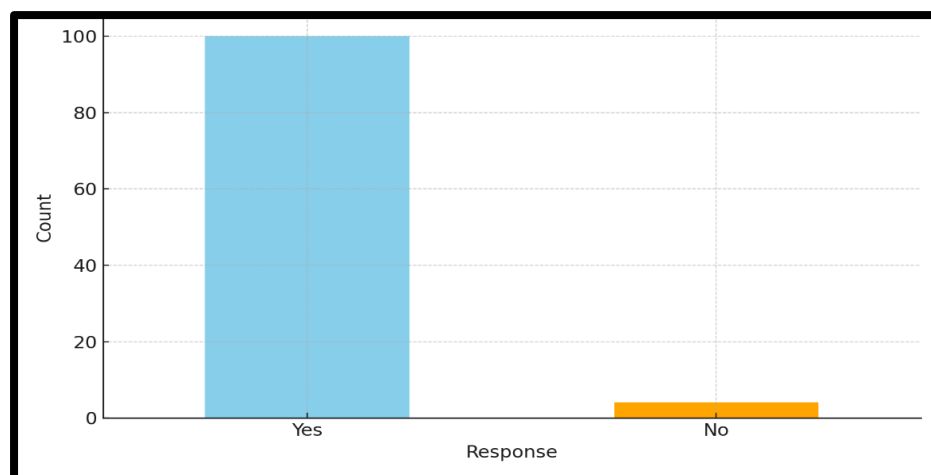
## 2. Curriculum / syllabus has good balance between theory and application/ Practicals

The responses for 'Curriculum / syllabus have good balance between theory and application/ Practicals' were analyzed, and the distribution of feedback is as follows:

Response	Count
Agree	103
Sometimes	1

## 3. Does the OBE provide a good insight about the efficiency of the teaching learning process

The responses for 'Does the OBE provide a good insight about the efficiency of the teaching learning process' were analyzed, and the distribution of feedback is as follows:



#### 4. Curriculum offers opportunities to develop skills for employment & entrepreneurship.

The responses for 'Curriculum offers opportunities to develop skills for employment & entrepreneurship.' were analyzed, and the distribution of feedback is as follows:

Response	Count
Agree	103
Sometimes	1

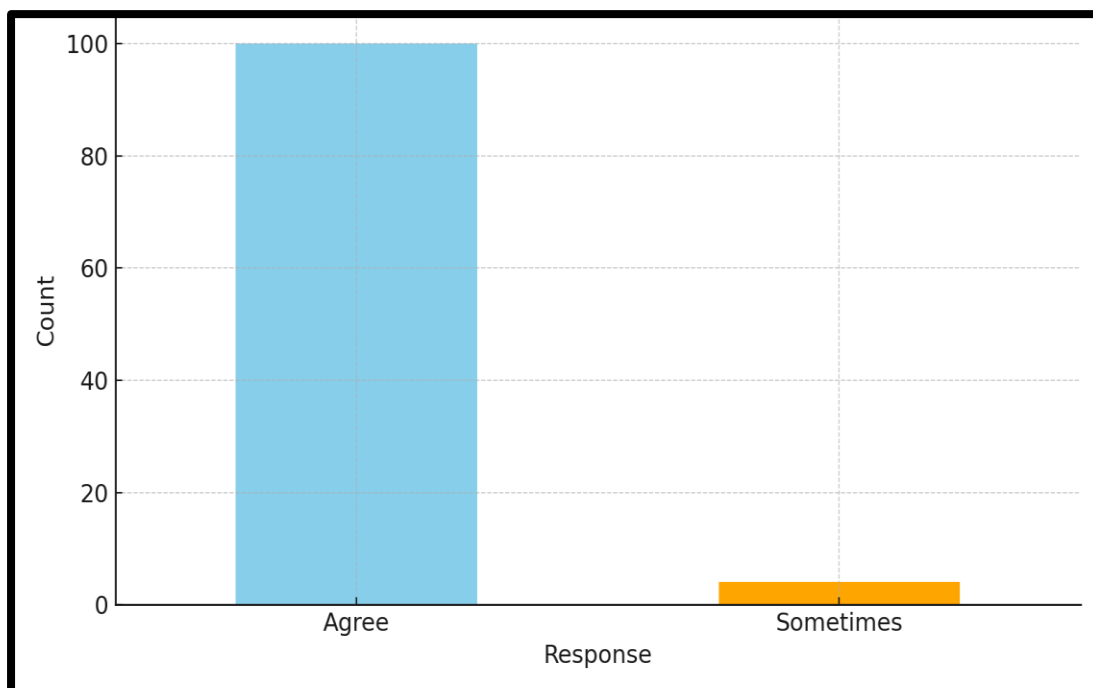
#### 5. Curriculum is updated and relevant for the students to proceed to Higher studies and Research

The responses for 'Curriculum is updated and relevant for the students to proceed to Higher studies and Research' were analyzed, and the distribution of feedback is as follows:

Response	Count
Agree	103
Sometimes	1

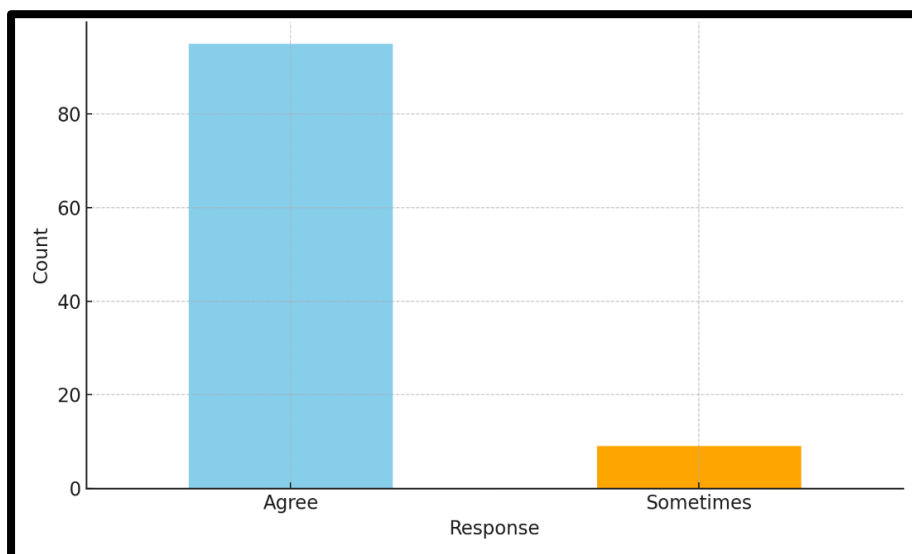
#### 6. Curriculum offers numerous career opportunities

The responses for 'Curriculum offers numerous career opportunities' were analyzed, and the distribution of feedback is as follows:



## 7. The curriculum strengthens students' commitment to cross cutting issues

The responses for 'The curriculum strengthen students' commitment to cross cutting issues' were analyzed, and the distribution of feedback is as follows:



Response	Count
Agree	95
Sometimes	9

## 8. Teachers have adequate resources

The responses for 'Teachers have adequate resources' were analyzed, and the distribution of feedback is as follows:

Response	Count
Agree	97
Sometimes	7

### Recommendations

Based on the analysis of the feedback, the following recommendations are suggested:

1. Teachers needed open discussions and workshops to address the NEP alignment in the curriculum
2. Recommended to maintain the strengths of the curriculum, such as its balance between theory and practical and its relevance for higher studies.
3. There is a need to focus on resource adequacy to ensure all teachers have the necessary tools for effective teaching.
4. Explore ways to incorporate enhance opportunities for entrepreneurship and career development in curriculum.

# Employer Feedback Analysis Report

**2023-2024**

This report provides a detailed analysis of the employer feedback received for the academic year 2023-2024. The feedback evaluates the alignment of the curriculum at Sri G.V.G. Visalakshi College for Women with industry needs.

## Summary of Findings

### 1. Overall Feedback Metrics:

- Over 90% of responses are positive across all feedback questions, indicating strong curriculum alignment.

### 2. Departmental Insights:

- All departments, including Physics, Computer Applications, and Cybersecurity, received uniformly high feedback.

### 3. Role-Based Analysis:

- Employees across roles such as Assistant Professors, Analysts, and Consultants showed similar satisfaction trends.

### 4. Company Feedback Trends:

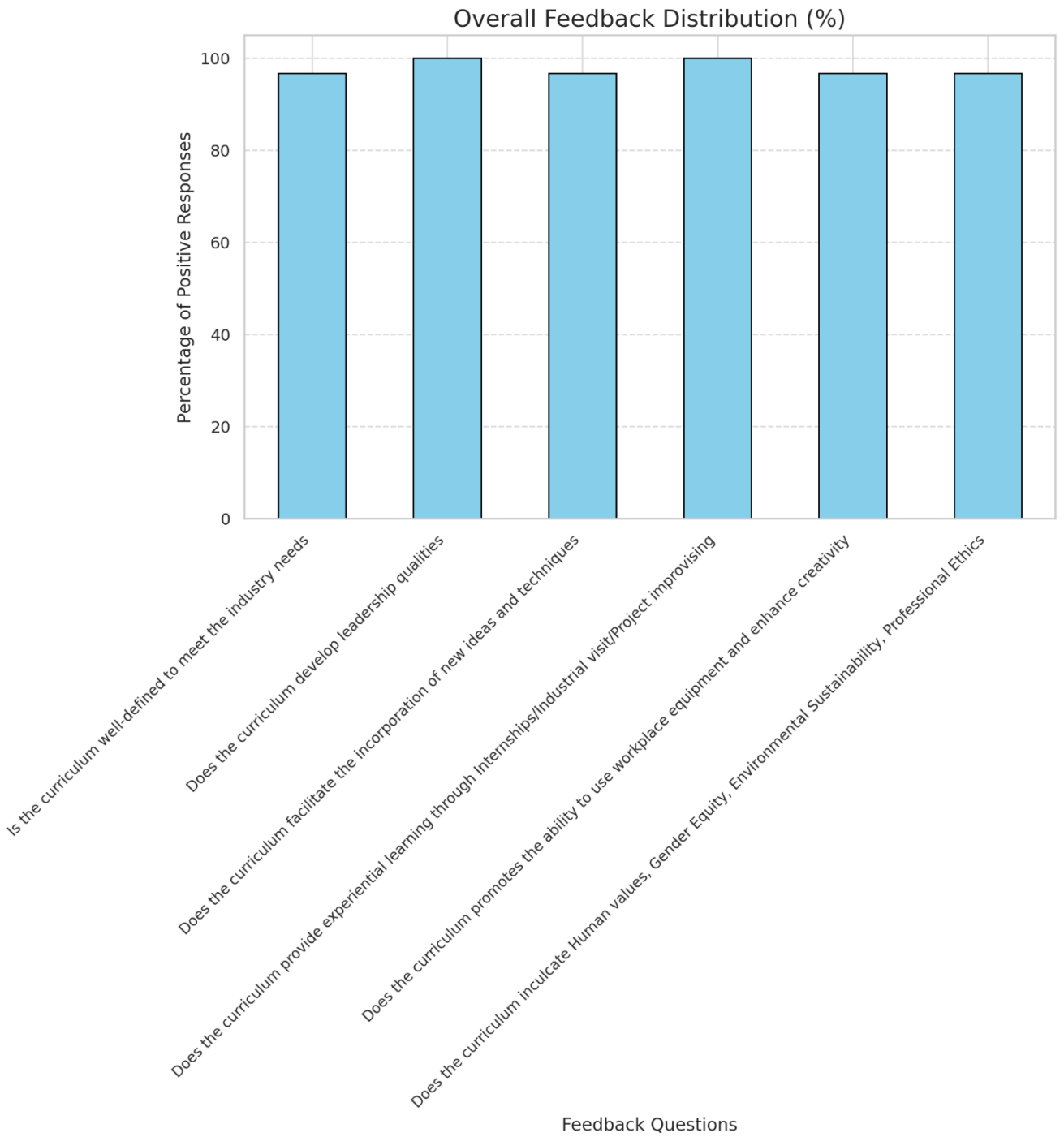
- Companies such as Infosys, Wipro, and Accenture provided unanimous positive feedback across all criteria.

### 5. Timeline Trends:

- Feedback trends improved over time, with all metrics reaching 100% satisfaction after December 18, 2024.

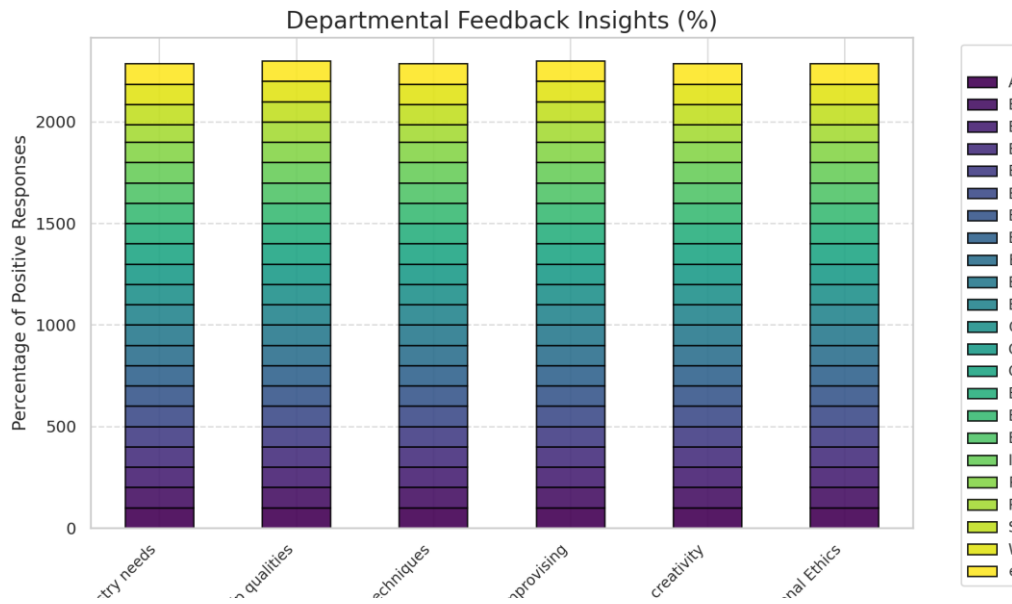
## 1. Overall Feedback Distribution

The bar chart below shows the percentage of positive responses across all feedback questions. The curriculum demonstrates strong alignment with industry needs, leadership development, and experiential learning.



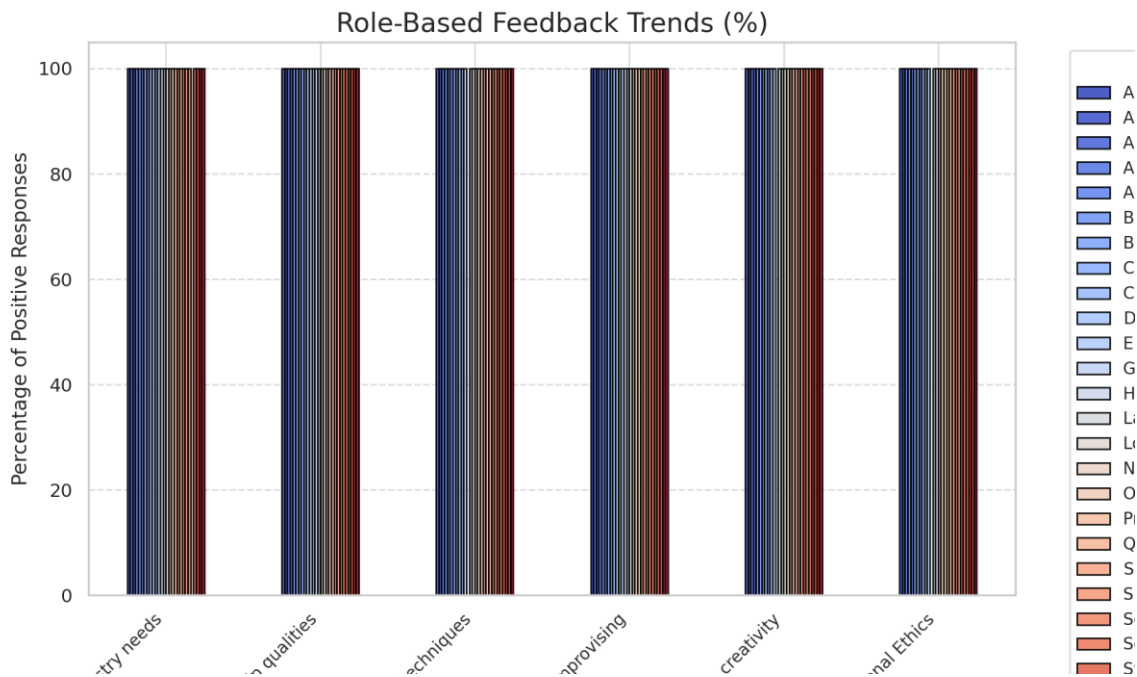
## 2. Departmental Feedback Insights

This chart represents feedback trends across various departments. All departments performed exceptionally well in satisfying employer expectations.



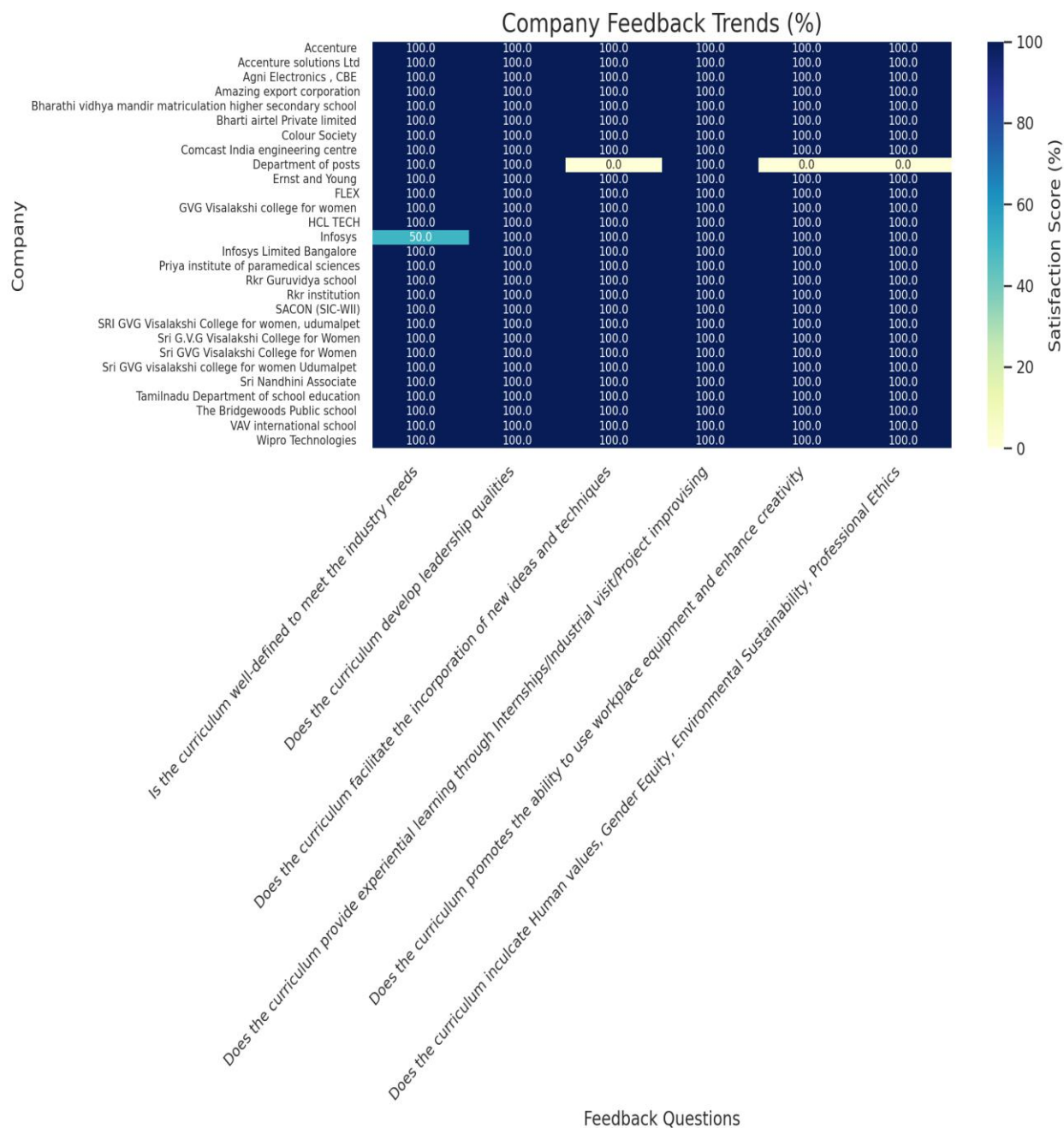
## 3. Role-Based Feedback Trends

This visualization highlights feedback trends across employee roles, indicating high satisfaction levels regardless of job designation.



## 4. Company Feedback Trends

The heat map provides an overview of satisfaction scores across various companies, showcasing uniformly positive feedback.





## **Recommendations**

Based on the analysis of the employer feedback, the following recommendations are proposed to further enhance the curriculum and employer satisfaction.

### **1. Expand Experiential Learning Opportunities**

Increase the number of internships, industry projects, and industrial visits to maintain high experiential learning scores. Collaborate with emerging industry sectors for diversified learning experiences.

### **2. Industry Collaboration**

Foster partnerships with organizations like Accenture, Infosys, and Wipro to stay aligned with evolving industry trends. Involve industry experts in curriculum design and guest lectures.

### **3. Skill Development Workshops**

Introduce workshops to enhance technical and soft skills tailored to popular roles like Analysts, Consultants, and Professors. Emphasize leadership and innovation training to solidify current strengths.

### **4. Technology and Innovation Integration**

Incorporate emerging technologies like AI, data analytics, and blockchain into existing courses. Offer certifications and micro-credentials in industry-demanded technologies.

### **5. Regular Feedback Loop**

Establish a semi-annual feedback mechanism with employers to ensure continuous curriculum relevance. Conduct surveys to identify skills gaps and promptly address them.

### **6. Long-Term Strategic Recommendations**

**Strengthen Alumni Networks:** Engage alumni in mentorship programs, enabling students to gain real-world insights.

**Global Exposure:** Collaborate with international institutions for exchange programs or joint certifications.

**Sustainability and Ethics:** Develop specialized courses on corporate social responsibility (CSR) and sustainable development to meet global trends.

# Alumnae Feedback Analysis Report

## 2023-2024

### Introduction

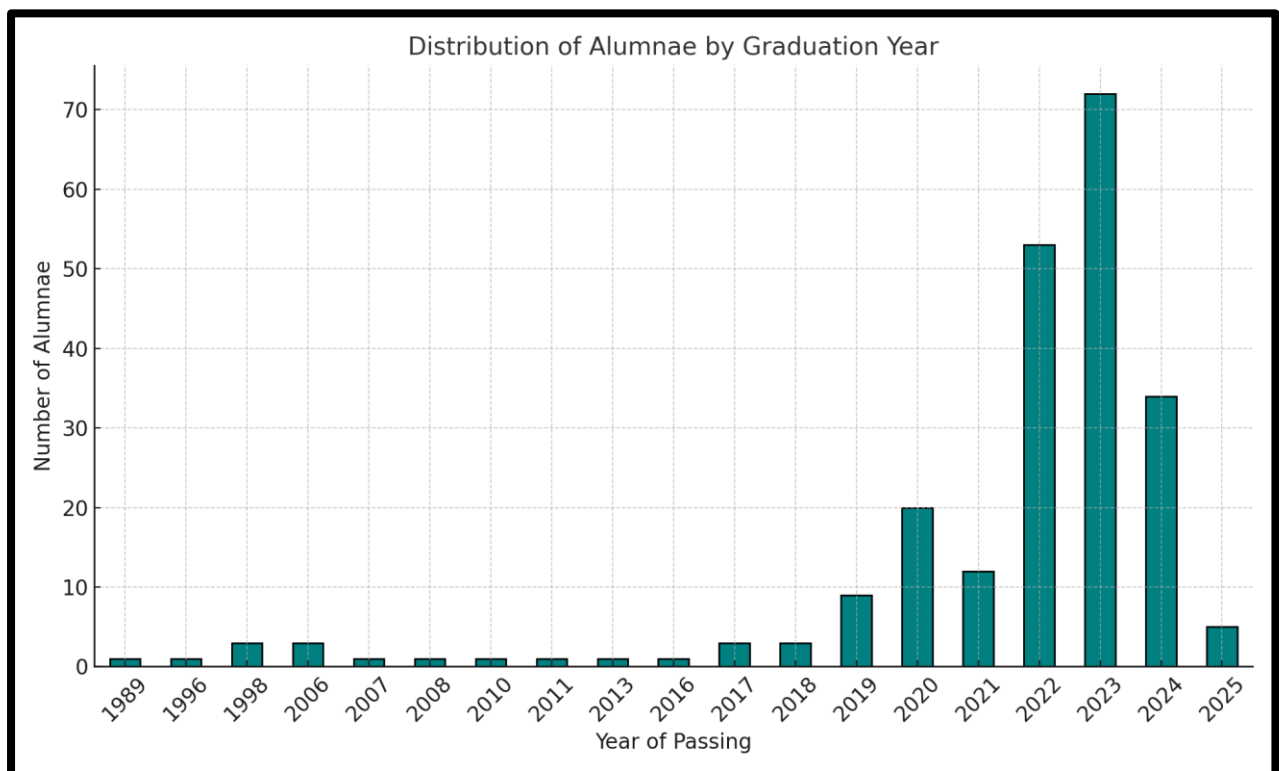
This report presents a detailed analysis of alumnae feedback data. The dataset comprises responses on curriculum effectiveness, its impact on skill development, relevance for employment, and additional suggestions. The analyses aim to uncover key insights and actionable recommendations.

### 1. Feedback Distribution Analysis

The feedback responses were analysed across multiple dimensions, such as innovative thinking, learning objectives, and relevance to employment. Most alumnae agreed that the curriculum supports skill development and independent thinking.

### 2. Graduation Year Trends

The majority of alumnae responses were from recent graduates, particularly from the year 2023. This reflects active engagement with more recent alumni.



### 3. Employment Patterns

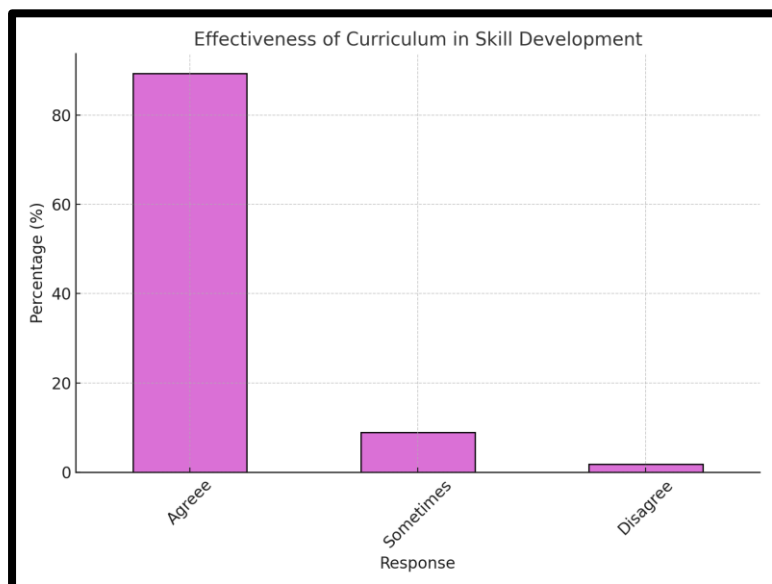
Employment trends were analyzed by degree and department.

This table highlights the top valid employers of alumnae, cleaned to remove non-responses and irrelevant entries.

Employer	Number of Alumnae
Karpagam Academy of Higher Education	4
Cognizant technology and solutions	2
No	2
Institution studying	2
Amazon	2
Sri GVG visalakshi college for women	2
Government Law College, Coimbatore	2
Bharathiar University	2
NGM college pollachi	1
Gvg visalakshi college	1

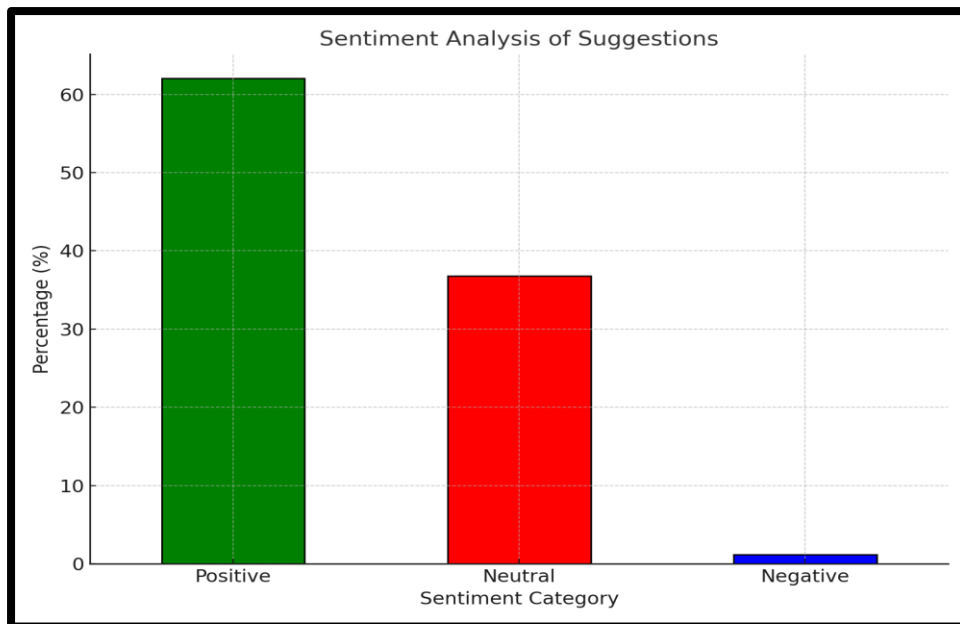
#### 4. Skill Development Feedback

The curriculum was widely regarded as effective in providing opportunities for skill development. The chart below summarizes alumnae feedback on this dimension.



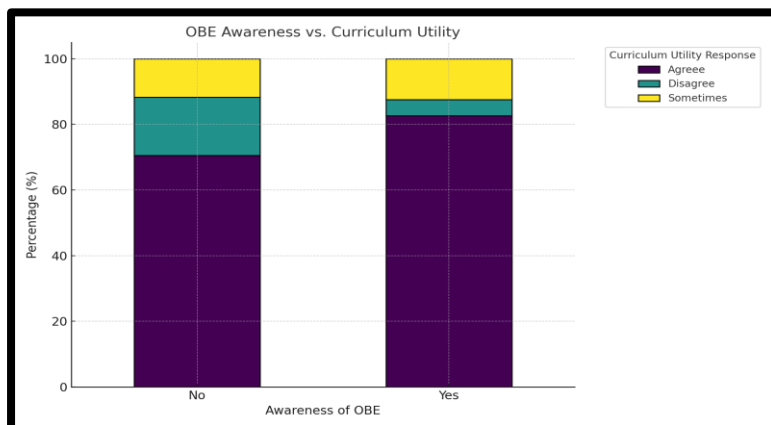
#### 5. Sentiment Analysis of Suggestions

The majority of open-ended feedback expressed positive sentiments about the curriculum, with limited constructive criticism. Suggestions like improving fieldwork were among the few negative sentiments.



## 6. OBE Awareness vs. Curriculum Utility

A positive correlation was identified between awareness of Outcome-Based Education (OBE) and perceptions of curriculum utility. Alumni aware of OBE reported higher satisfaction with the curriculum.



## Department Representation and Feedback

The departments with the highest alumnae representation included Mathematics, English Literature, Chemistry, and Physics. Feedback from these departments largely aligned with the overall positive sentiment.

## Recommendations

Based on the analyses, the following recommendations are proposed:

1. Enhance fieldwork opportunities.
2. Increase alumni engagement from underrepresented departments.
3. Conduct workshops to improve awareness of Outcome-Based Education (OBE).
4. Follow up with alumnae who provided neutral or negative feedback to address specific concerns.

# Student Academic Feedback Report

## 2023-2024

### Overview

The feedback evaluates various aspects of academic delivery, ranging from curriculum quality to teaching methods, learning resources, and practical opportunities. The analysis reveals an overall positive sentiment, with an **average satisfaction score of 85.98%** and a **3-scale weightage of 2.58**.

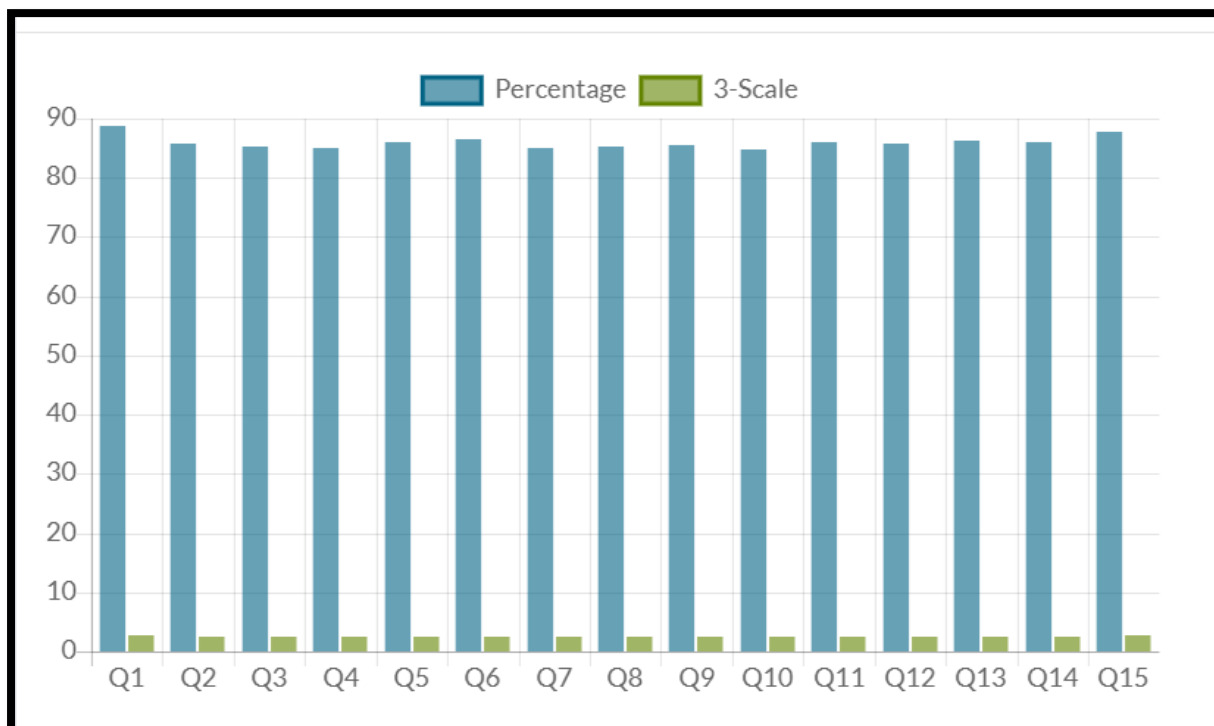
### Key Highlights

- Top Performing Areas:**
  - Quality of the Curriculum and Syllabus:** Highest score with **88.71%** satisfaction and a weightage of **2.66**, reflecting strong academic content alignment.
  - Overall Learning Experience:** Scored **87.72%**, highlighting a well-rounded educational environment.
  - Learning Environment (Camu Portal and E-Resources):** High satisfaction with **86.36%**, demonstrating effective integration of digital resources.
- Consistently Strong Feedback:**
  - Relevance of Curriculum for Higher Studies and Career Development:** **86.05%**.
  - Course Delivery by Teachers in Class:** **86.40%**.
  - Fairness in Assessment Processes:** **85.94%**.
- Areas for Improvement:**
  - Opportunities for Out-of-Classroom Learning:** Scored the lowest at **84.90%**, signaling the need for more practical exposure.
  - Usage of ICT Tools by Faculty:** Scored **85.03%**, suggesting room for modernized teaching methods.

### Summary of Scores by Parameter

Parameter	Satisfaction (%)	3-Scale Weightage
Quality of the Curriculum and Syllabus	88.71%	2.66
Opportunity to enhance Communicative Skills	85.83%	2.57
Opportunity to enhance Technical Skills	85.22%	2.56
Opportunity to enhance Entrepreneurial Skills	85.11%	2.55
Extent of syllabi covered in the Class	85.90%	2.58
Course delivery by the teachers in the class	86.40%	2.59
Usage of teaching aids and ICT tools by faculty	85.03%	2.55
Availability of E-Resources	85.19%	2.56

Internship and Community Service Opportunities	85.55%	2.57
Opportunities for Out-of-Classroom Learning	84.90%	2.55
Relevance of Curriculum for Career Development	86.05%	2.58
Learning Environment (Camu Portal)	86.36%	2.59
Fairness in Assessment	85.94%	2.58
Overall Learning Experience	87.72%	2.63



### Key Observations

#### 1. Strengths:

- The curriculum and overall delivery methods are strong points, with scores consistently above 85%.
- Digital resources like Camu Portal and supplementary materials are well-received.

#### 2. Opportunities for Growth:

- Practical learning opportunities, including internships and entrepreneurial skill development, require enhancement.
- Faculty can explore advanced teaching aids and ICT tools to further engage students.

### Actionable Recommendations

#### 1. Expand Practical Learning Initiatives:

- Increase opportunities for internships, live projects, and fieldwork.
- Collaborate with industries to create real-world learning experiences.

2. **Modernize Teaching Methods:**

- Train faculty on advanced ICT tools and blended learning techniques.
- Incorporate interactive tools and methods to improve classroom engagement.

3. **Enhance Resources:**

- Invest in updated laboratory and library facilities.
  - Broaden access to e-learning resources and workshops.
- 

**Conclusion**

The feedback highlights an encouraging level of satisfaction, with students appreciating the curriculum, delivery methods, and learning environment. By focusing on the recommended improvements, the institution can further strengthen its academic offerings and student experience.

---